





Threaded Connection, Upper Metal, Lower Plastic

Model: DIT-USLP



PRODUCT DESCRIPTION

- ▼ A metal upper body that connects to the instrument is tight and durable
- ▼ Large selection of top housings and process connections
- ▼ Ideal for processing corrosive fluids or other environmentally harmful medium

PRODUCT SPECIFICATION

Diameter

70 mm, 90 mm,
130 mm*1, 160 mm*1

Process connection

Male, female, socket welding
1/4, 3/8, 1/2, 3/4, 1
PT, G, NPT, M

Instrument connection

1/4, 3/8, 1/2
PT, G, NPT, M

Scale ranges

70 mm
Pressure gauge:
-1 ... 3 bar, 0 ... 2.5 bar to 0 ... 10 bar
Transmitter:
-1 ... 0.6, 0 ... 0.3 bar to 0 ... 10 bar
90 mm
Pressure gauge:
-1 ... 1.5 bar, 0 ... 0.6 bar to 0 ... 10 bar
Transmitter:
-1 ... 0.6, 0 ... 0.1 bar to 0 ... 10 bar
130 mm
Pressure gauge:
-1 ... 0.6 bar, 0 ... 0.25 bar to 0 ... 10 bar
Transmitter:
-1 ... 0.6 bar, 0 ... 0.1 bar to 0 ... 10 bar
160 mm
Pressure gauge:
-0.1 ... 0.1 bar, 0 ... 0.1 bar to 0 ... 10 bar
Transmitter:
-0.05 ... 0.05 bar to 0 ... 10 bar
or all other equivalent vacuum or combined
pressure and vacuum ranges

Material

Upper body:
304 SS, 316 SS, 316L SS, Dual phase
steel, Hastelloy C276, Tantalum,
Monel 400, Titanium, Nickel 200
Lower body:
PP, PVC, PVDF, PTFE*2
Diaphragm:
PTFE*3, Hastelloy C276, Tantalum,
Monel 400, Titanium, Nickel 200,
Silicone, Viton, 316L+PTFE*3,
316L+PTFE coating*4

Medium temperature

0°C ... 60°C (PVC),
0°C ... 80°C (PP),
-40°C ... 120°C (PVDF),
-200°C ... 240°C (PTFE)

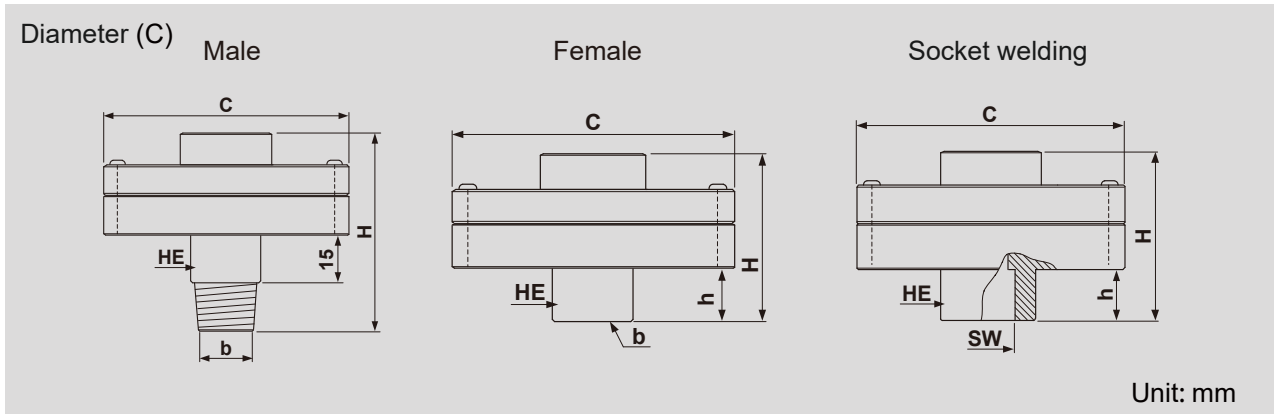
Others

Welded with instrument

* Note:

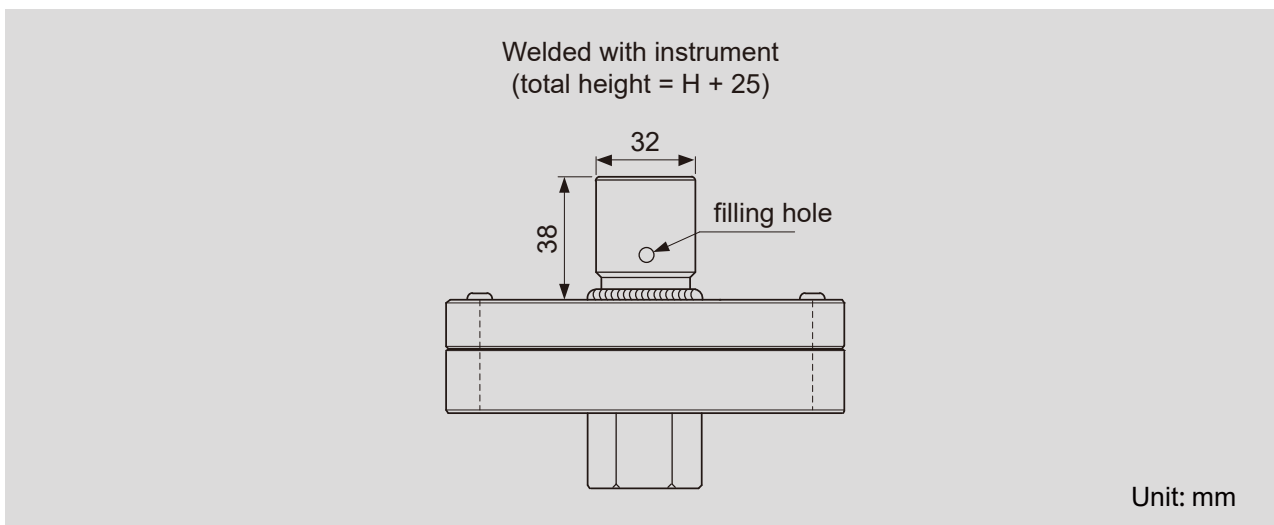
1. The diaphragms with outer diameters of 130 mm / 160 mm are made of PTFE.
2. Socket welding is not supported when the lower body is made of PTFE.
3. When PTFE is selected as the diaphragm material, gas must not be used as the pressure medium.
4. When the diaphragm material is 316L with PTFE coating, it is not suitable for vacuum applications or for measuring media containing particles.

DIMENSIONS

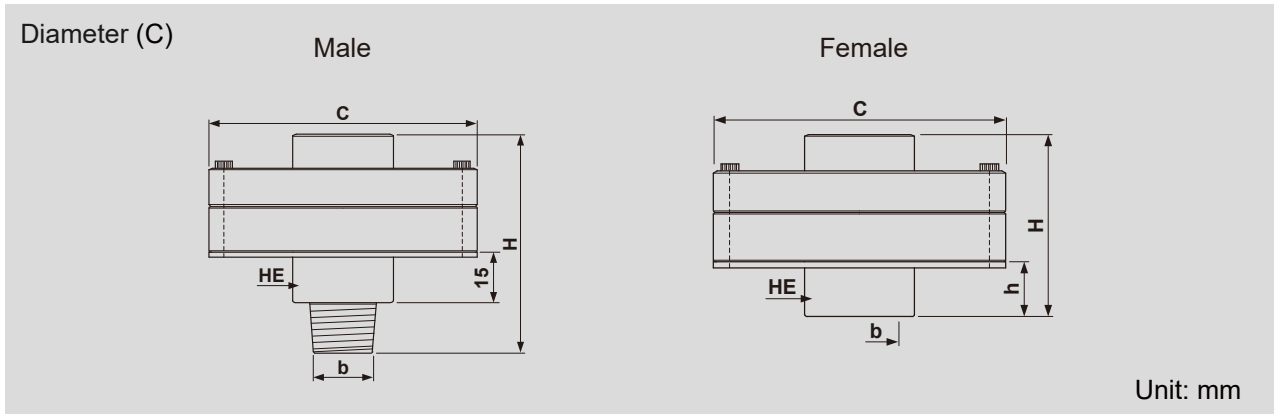


Material: Lower body PP / PVC / PVDF

C	b	Male		Female			Socket welding			
		H	HE	h	H	HE	h	H	SW	HE
70 90	1/4	65	35	15	52	35	15	52	14	27
	3/8	67	35	15	52	35	15	52	17.5	31
	1/2	70	35	15	52	35	15	52	22	35
	3/4	72	35	18	55	40	18	55	27.4	41
	1	73	35	18	55	45	18	55	34.2	48
130 160	1/4	84	50	15	71	50	15	71	14	27
	3/8	86	50	15	71	50	15	71	17.5	31
	1/2	89	50	15	71	50	15	71	22	35
	3/4	91	50	18	74	50	18	74	27.4	41
	1	92	60	18	74	60	18	74	34.2	48

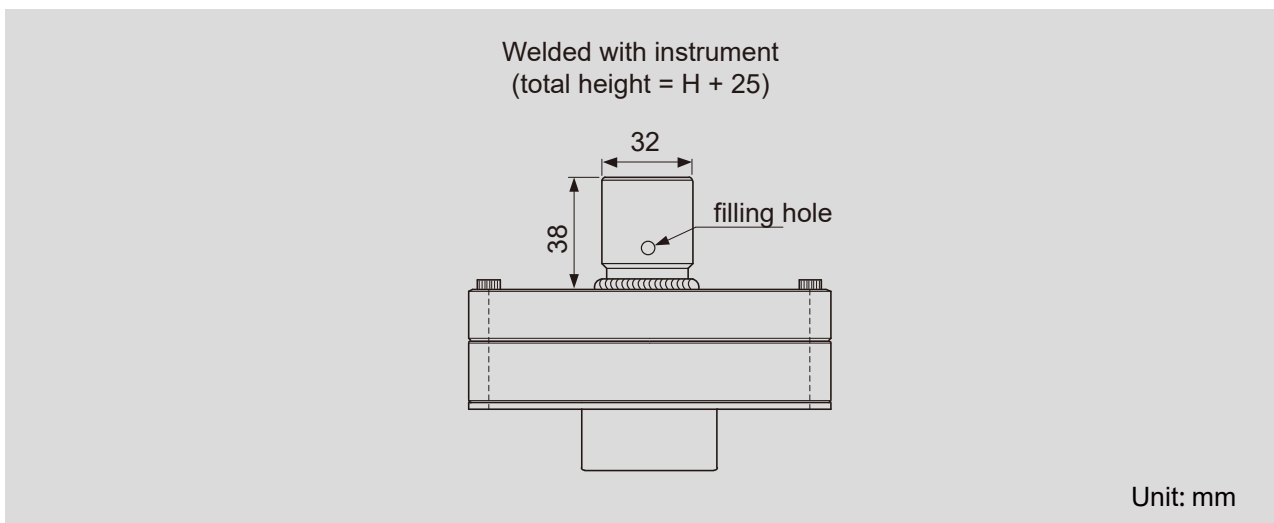



DIMENSIONS



Material: Lower body PTFE

C	b	Male		Female		
		H	HE	h	H	HE
70 90	1/4	61	35	15	48	35
	3/8	63	35	15	48	35
	1/2	66	35	15	48	42
	3/4	68	35	18	51	48
	1	69	35	18	51	48
130 160	1/4	81	50	15	68	35
	3/8	83	50	15	68	35
	1/2	86	50	15	68	42
	3/4	88	50	18	71	48
	1	89	60	18	71	48





rsIMAC

Elementos For Manufacturing Processes



MEXICO BRANCH OFFICE

Roberto Diaz No. 401
Ciudad Industrial
Aguascalientes, Ags.
México
20290

4ManPro@4ManPro.com

+52 (449) 171 3420

www.4ManPro.com/SPA/

USA BRANCH OFFICE

708 Main St.
10th Floor
Houston, Tx, USA
77002

[4ManPro_USA](mailto:4ManPro_USA@4ManPro.com)

@4ManPro.com

+1 (832) 871 5022

www.4ManPro.com/ENG/